

ISTATION

BOY Administration

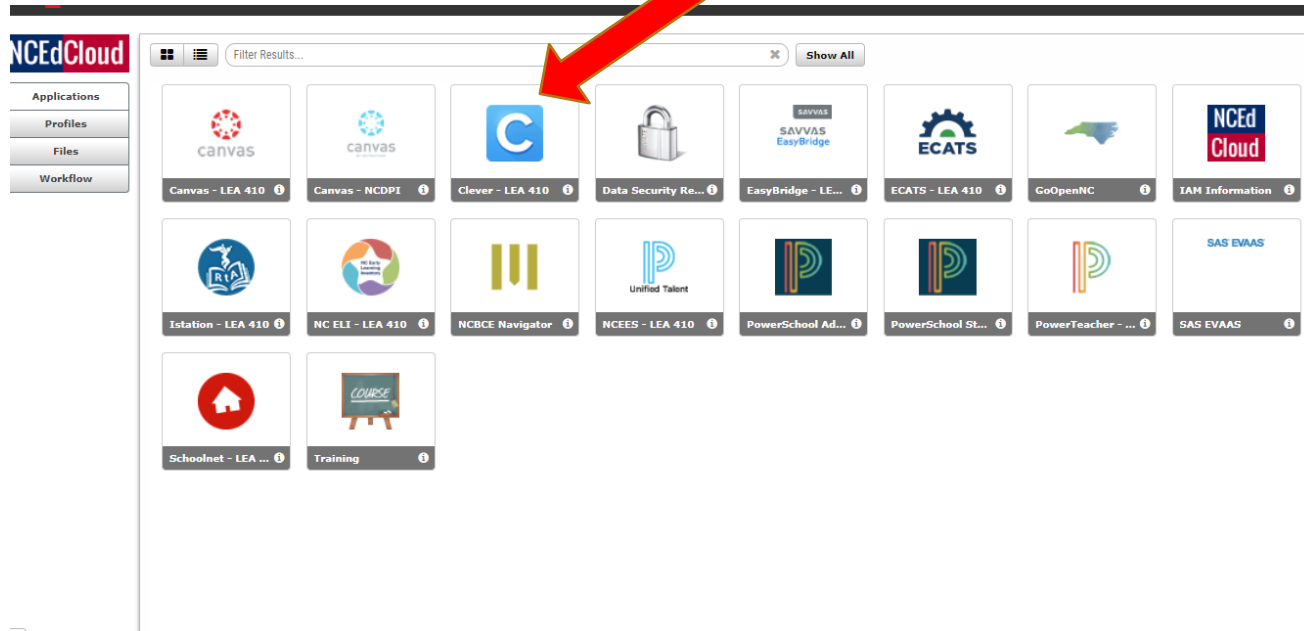
BOY WINDOW- SEPTEMBER 2-30

September 2020

Sunday	Monday	Tuesday	Wednesday	Thursday	Friday	Saturday
		1	2	3	4	5
6	7	8	9	10	11	12
13	14	15	16	17	18	19
20	21	22	23	24	25	26
27	28	29	30			

HOW DO I ACCESS ISTATION?

- Log into NCEd Cloud
 - Choose Clever



HOW DO I
ACCESS
ISTATION?

Apps Bb Guilford County Sc... SharePoint Parent Sign In K12PaymentCenter... SchoolPace: School... Pearce Walk Throug... PD Site Accountability and... Voyager Sopris Lear...

Clever Guilford County School District Search Portal Angela Osborne

Apps

More apps

Apps

SchoolPace GCS Home Page

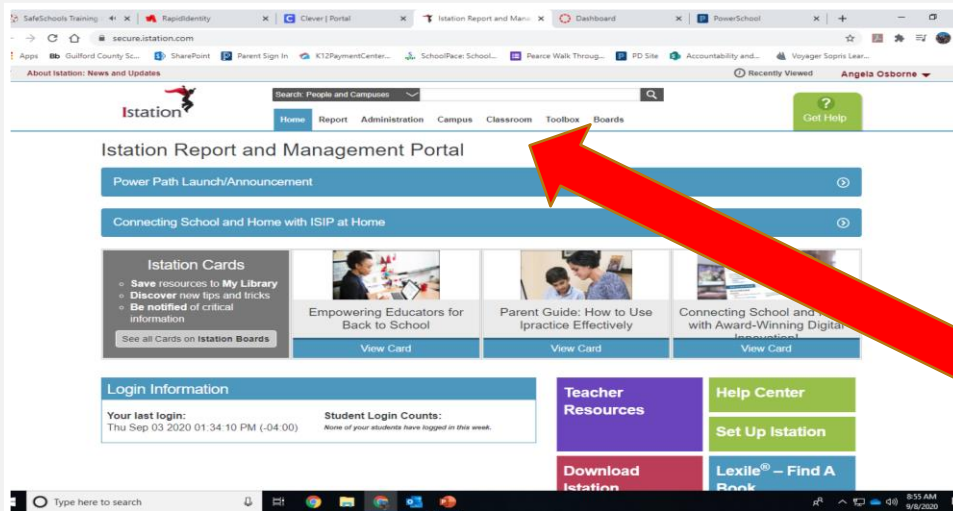
More apps

ARC Adventures ARC Bookshelf EVERFI Greet Minds InSync Imagine Language & Literacy Imagine Math Istation QuaverMusic.com SchoolPace Connect The DBQ Project

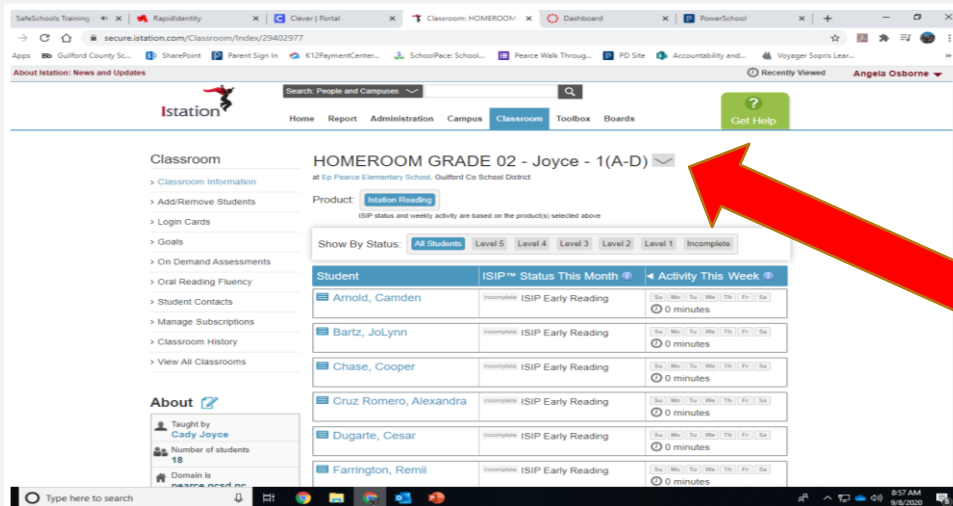
Waterford WELNET World Book Online Zearn

Choose the Istation App

ACCESSING MY CLASS



- Choose the classroom tab at the top



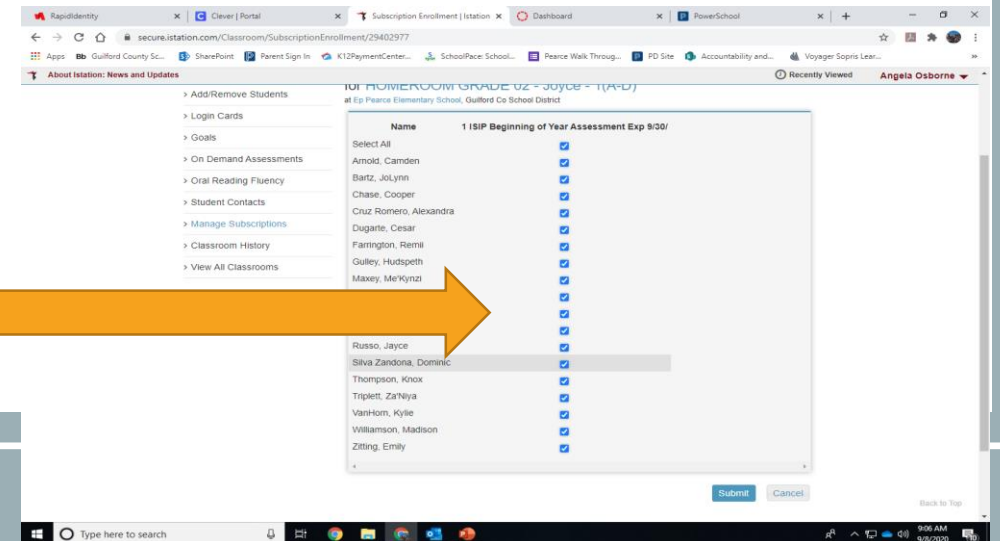
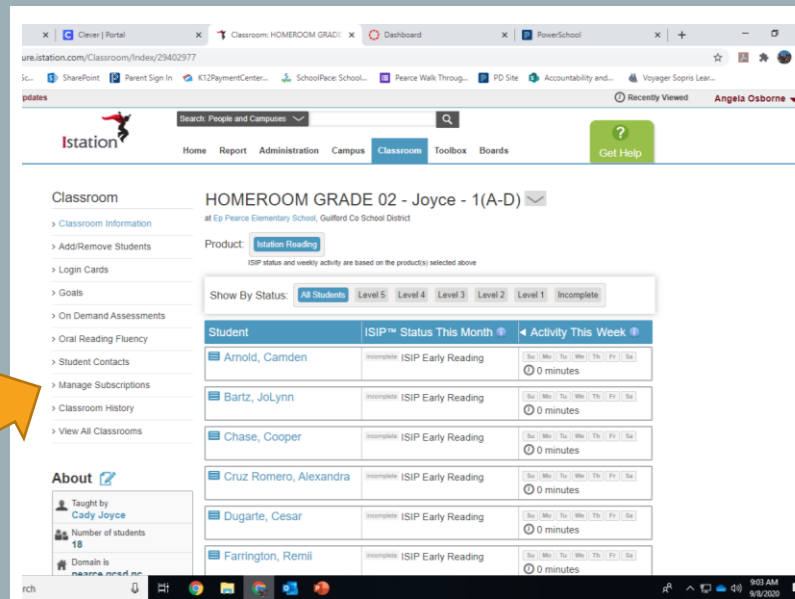
- Use the arrow button to the right of your name to access all sections of your class

GIVING STUDENTS ACCESS TO TAKE AT HOME

Choose manage Subscriptions

Toggle all students and click submit

Oz has already done this for you, BUT please go in and verify that all are checked.

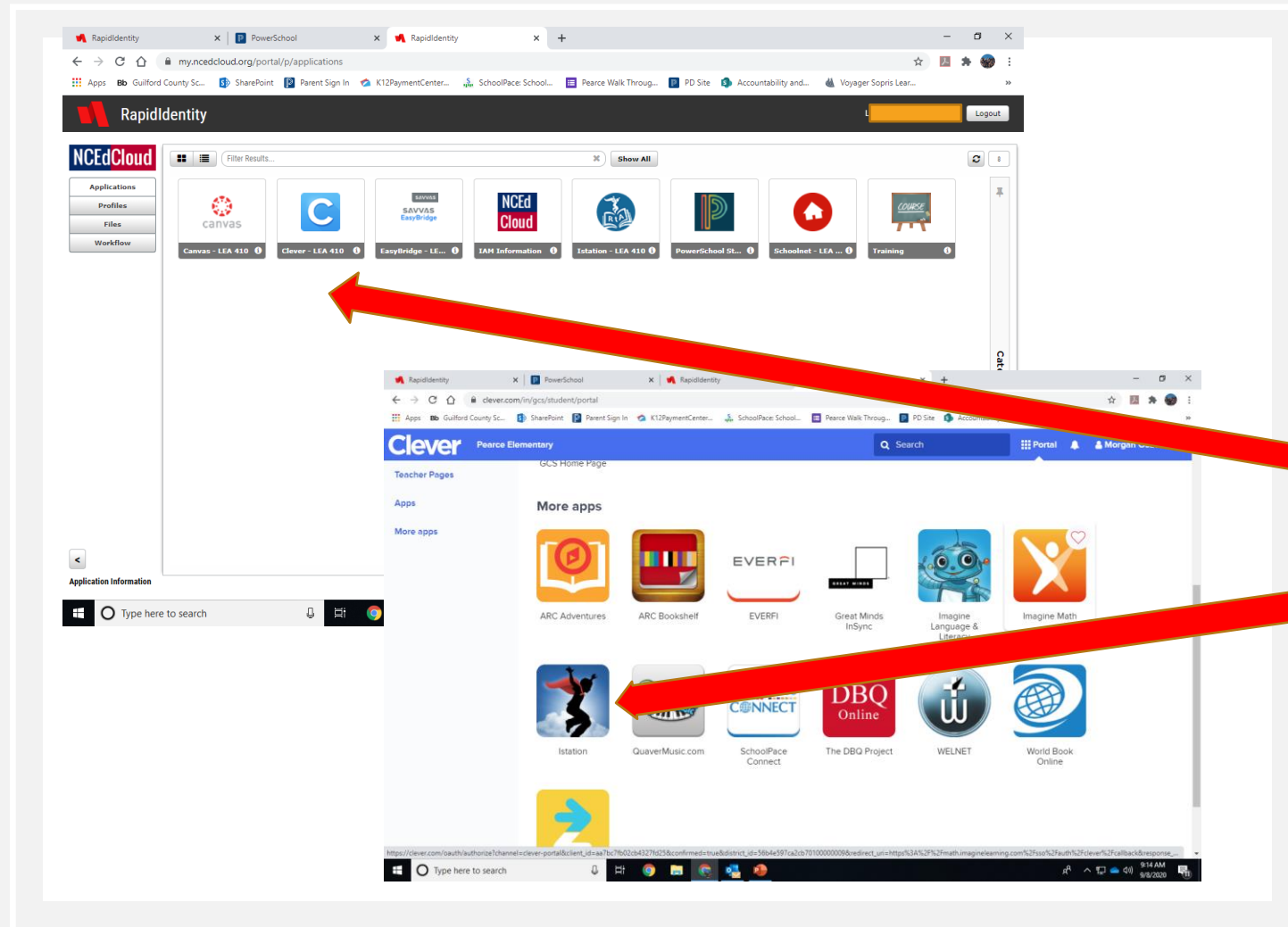


HOW WILL STUDENTS ACCESS?

IF ON A GCS DEVICE or another THAT HAS THE ISTATION APP

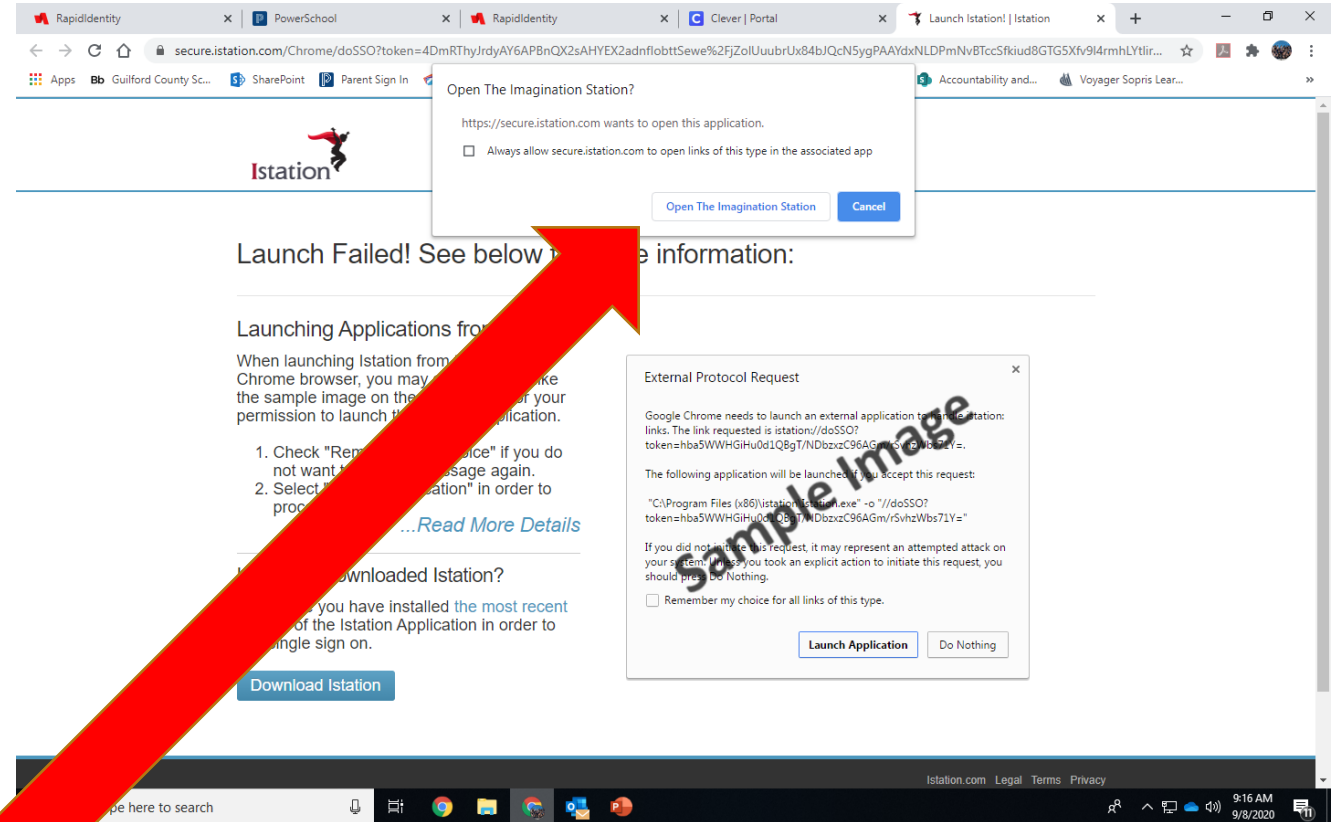
- Log into NCEdCloud
- Choose Clever

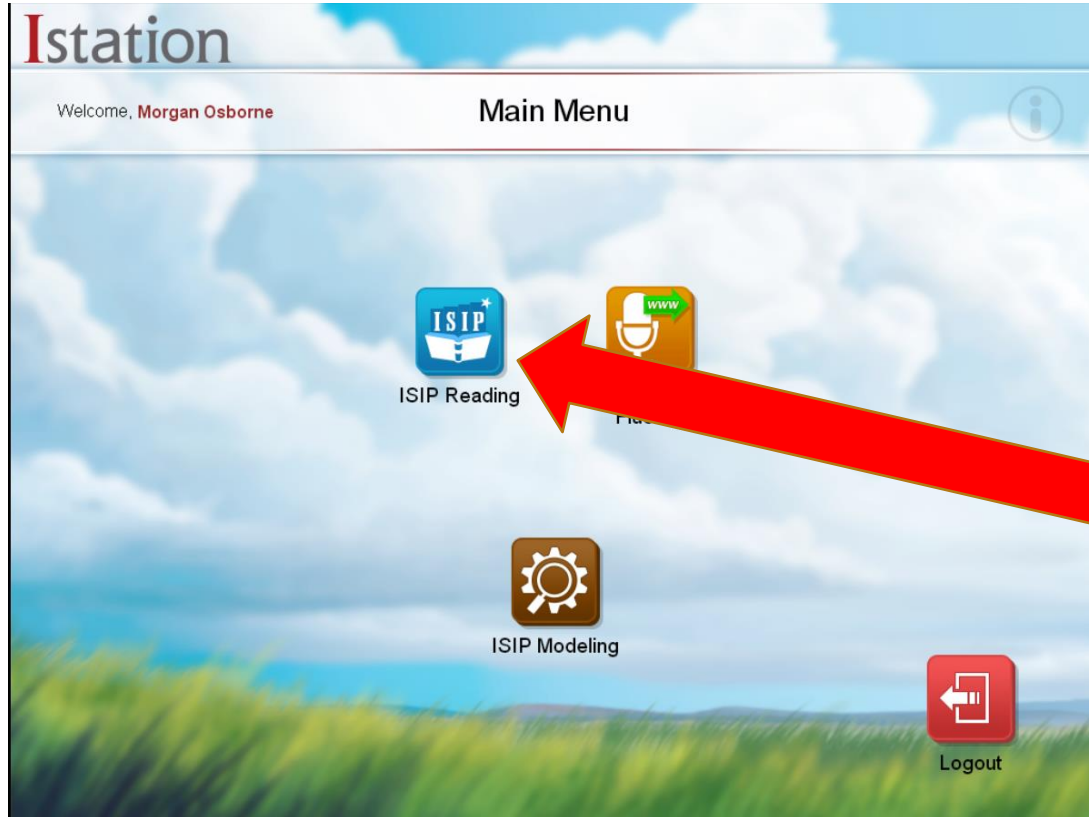
- This way is **HIGHLY** recommended as when students are working in subtest, all work will be saved if they stop in the middle.



HOW WILL STUDENTS ACCESS?

Once this screen pops up, choose
“Open the
Imagination Station”





HOW WILL
STUDENTS
ACCESS?

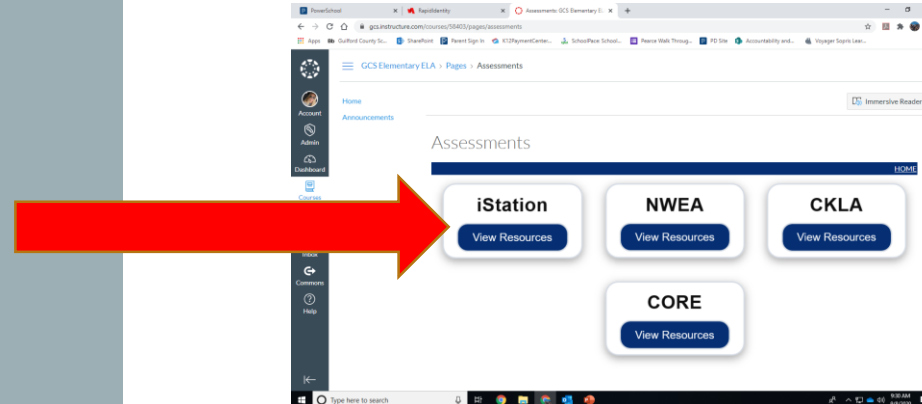
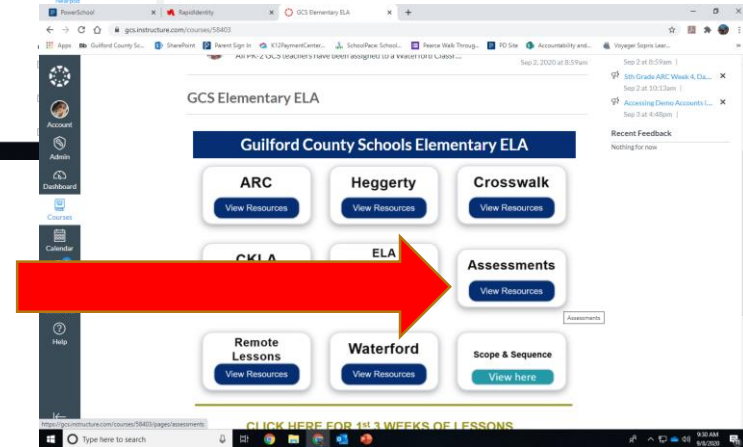
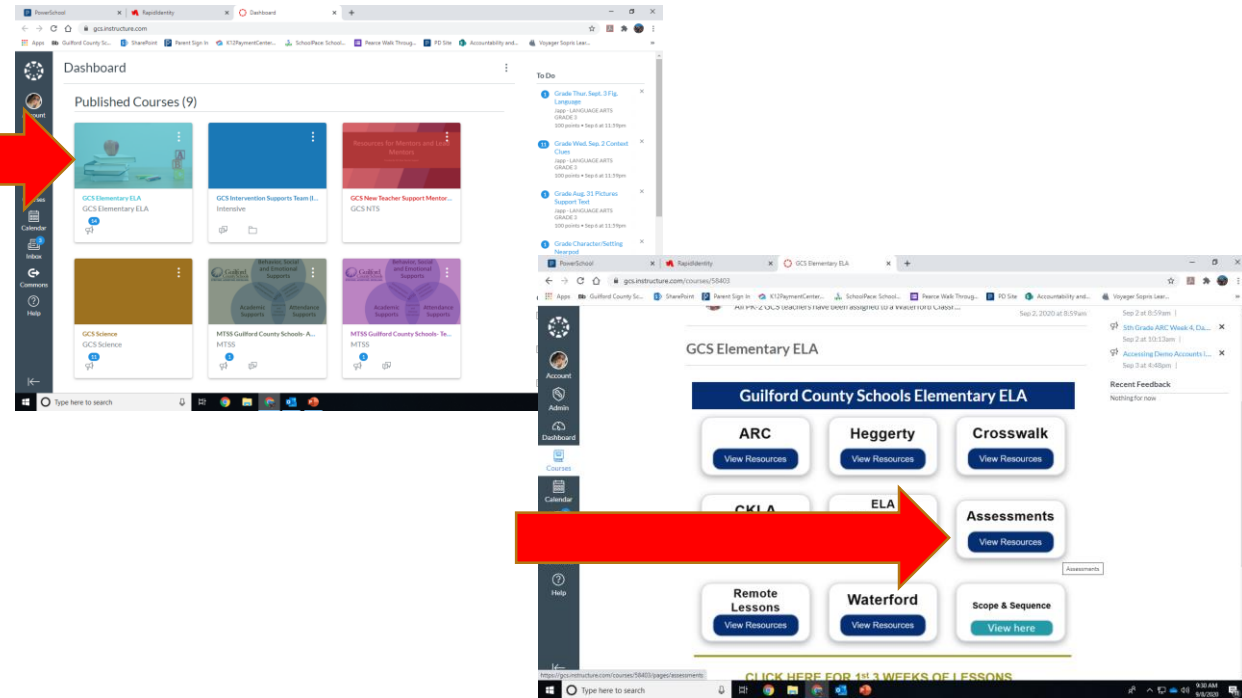
Choose ISIP Reading
(BLUE BUTTON)

HOW WILL STUDENTS ACCESS?

- IF **NOT** ON A GCS DEVICE THAT HAS THE ISTATION APP
- <https://isip.istation.com>
- Teacher must provide username and password
 - Username: first name, last initial
 - Password: student #
- This way is NOT advised as if students stop working in any subtest, their work will not save

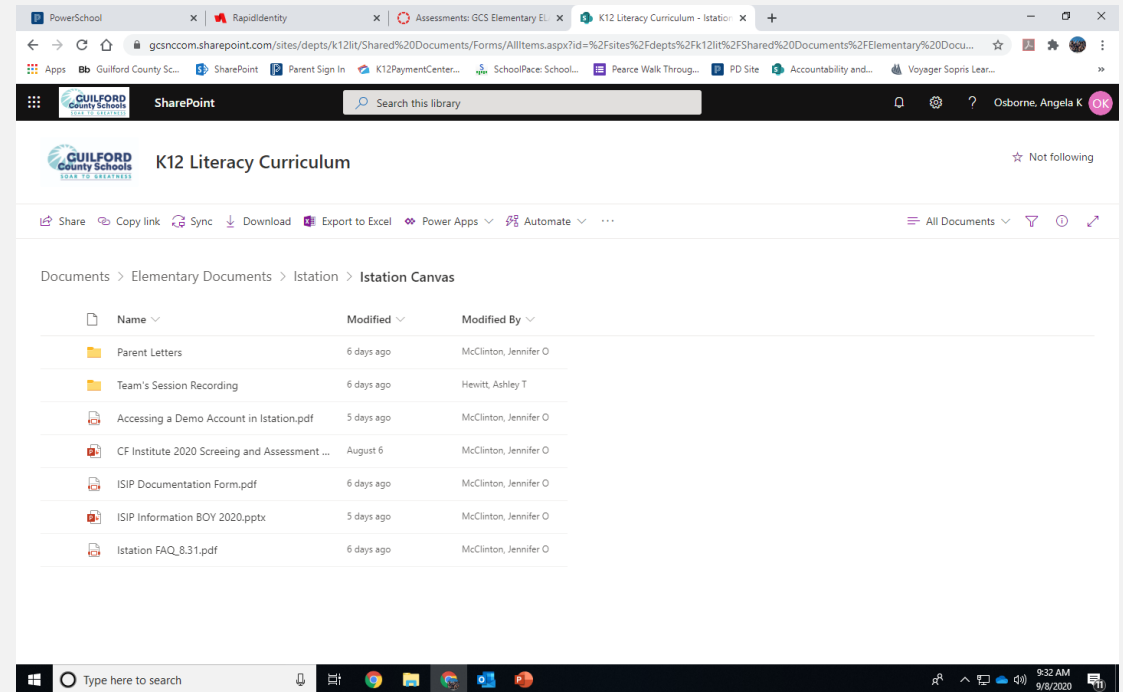
FURTHER INFORMATION ON ISTATION

1. Go to GCS Elementary ELA Page
2. Choose Assessments
3. Choose Istation



FURTHER INFORMATION ON ISTATION

- Parent Letters
- ISIP Information BOY
- ISIP FAQ



ISIP FAQ HIGHLIGHTS

When will assessments be administered?

Assessments for all schools will be administered three times each year. BOY testing is in September, MOY is in January, and EOY is in May. Access to Istation will begin on September 2, 2020.

How will teachers ensure test security?

Schools should inform families that students should take this assessment with no assistance. BOY data is not being used for accountability to accommodate invalid data collection.

ISIP FAQ HIGHLIGHTS

Who should families contact if there is a technical issue?

Technical issues with the Istation app or downloading: Families can call Istation at (866-883-7323, press 2).

Password or log-in help: Families should contact their classroom teacher.

How long will the assessments take?

The testing period will take approximately 20-45 minutes per student. Subtests are timed, but times vary based on student performance since the assessment is computer adaptive.

ISIP FAQ HIGHLIGHTS

Which subtests will be given at each grade level?

Grade	
Kindergarten	<ul style="list-style-type: none">• Listening Comprehension• Phonemic Awareness• Letter Knowledge• Vocabulary
1 st Grade	<ul style="list-style-type: none">• Phonemic Awareness• Letter Knowledge• Vocabulary• Alphabetic Decoding• Comprehension• Spelling• Connected Text Fluency (Maze/Cloze Passage)
2 nd & 3 rd Grade	<ul style="list-style-type: none">• Vocabulary• Comprehension• Spelling• Connected Text Fluency (Maze/Cloze Passage)

ISIP FAQ HIGHLIGHTS

Are there accommodations available for students?

A list of possible accommodations that work with Istation can be found on DPI's FAQ page. More information will be shared regarding which accommodations will be available to GCS students.

What will be used for EVAAS?

EVAAS will be calculated based on MOY and EOY data.

Are there any resources for parents/caregivers?

Please share the Remote Assessment Guide for Families and Caregivers document with families.